

6

5

4

3

2

1

D

D

215,79

1964,09

1135,84

1024,09



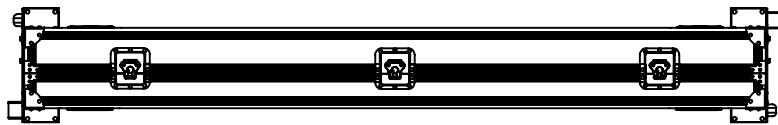
303

C

C

B

B



TITLE:

DWG NO.

FC58

A4

A

A

6

5

4

3

2

1