

Highlights:

- Multi-functional wall bracket allowing swiveling and down-tilting
- Slimline aluminum design
- 6 x 2" high-quality broadband speakers
- Multi-tapping 70V / 100V line transformer

The KYRA column speakers range is the elegant result of research in the field of phased array acoustics. The selection of the highest quality materials including aluminum cone 2" drivers guarantee an extraordinary detail and clarity for music and speech, which is uncommon for any kind of column speaker available from the market. It makes them perfectly lend themselves to a wide variety of applications in acoustic difficult environments such as churches, auditoria, presentation and meeting rooms where audibility and intelligibility of music and speech have the highest importance.

They are housed in slim and elegant constructed enclosures made out of aluminum materials and finished with finely perforated grilles. An included mounting bracket with minimum distance to the wall allows swivelling and down-tilting for perfect directional placement.

The KYRA6 design column speaker consists of 6 x 2" high-quality aluminum cone full-range drivers, delivering extraordinary clarity and detailed sound. The overall continuous power handling reaches 60 Watt and the beamwidth of 174° x 28° (-6 dB avg 1 kHz - 4 kHz)* makes it the perfect match for acoustically difficult venues, reducing echo and microphone feedback which optimizes the speech intelligibility in reverberant venues.

A multi-tapping line transformer allows it to be connected to 70V/100V public address systems with different power taps for 20W, 10W and 5W and/or low impedance (12Ω) systems.

*Given dispersion values are the average beamwidth within the 1 kHz - 4 kHz frequency range (-6 dB - 1/3 oct), which are critical for the speech intelligibility in the main application field of these loudspeakers.

Applications:

- Education
- Public facilities
- Corporate spaces
- Houses of worship
- Events



Impedance:



Voltage:



System specifications:

Speaker type		Broadband column
Max. Power		120 W
RMS Power		60 W
Impedance		12 Ω
Sensitivity (1W/1m)		90 dB
Sound Pressure (Max. W/1m)		106 dB
Frequency	Range (-10 dB)	120 Hz - 20 kHz
	Response (\pm 3 dB)	150 Hz - 20 kHz
Drivers		6 x 2"
Line Transformer Tappings	1	20 W - 250 Ω (70V)
	2	500 Ω - 100 V / 20 W - 70 V / 10 W
	3	1000 Ω - 100 V / 10 W - 70 V / 5 W
	4	2000 Ω - 100 V / 5 W - 70 V / 2.5 W
Ingress Protection rating		IP3x
Temperature	Operating	-20 - +50 $^{\circ}$ C
Incline angle	Left	42 $^{\circ}$
	Right	42 $^{\circ}$
	Bottom	13 $^{\circ}$
Dispersion	Horizontal	174 $^{\circ}$ (-6 dB avg 1 kHz - 4 kHz)
	Vertical	28 $^{\circ}$ (-6 dB avg 1 kHz - 4 kHz)

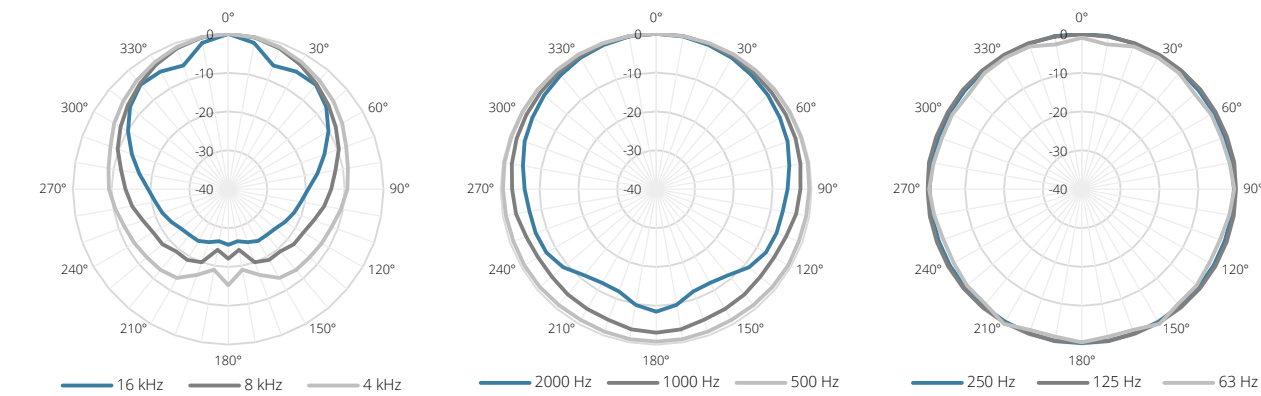
Product Features:

Dimensions		70 x 546 x 101 mm (W x H x D)
Colours	Black (KYRA6/B - RAL9005)	
	White (KYRA6/W - RAL9003)	
Front finish		Steel grill
Construction		Aluminium with plastic side covers
Accessories	Included	1 x 3-pin Euro Terminal Block Input connectors
		2-way Revolving mounting bracket

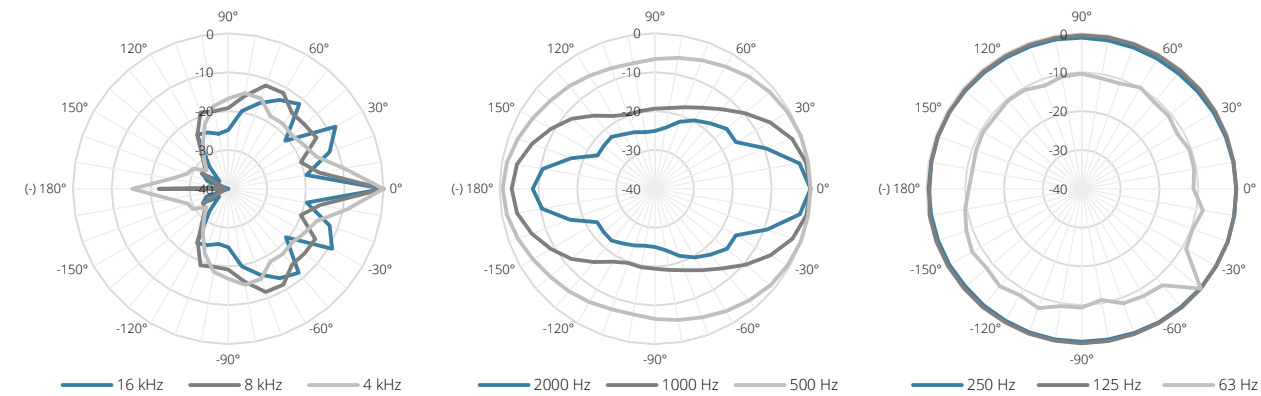
Variants:

- KYRA6/B - Black version
- KYRA6/W - White version

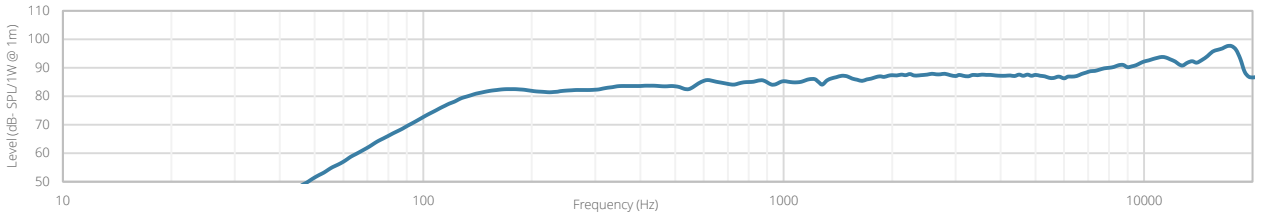
Horizontal Polars:



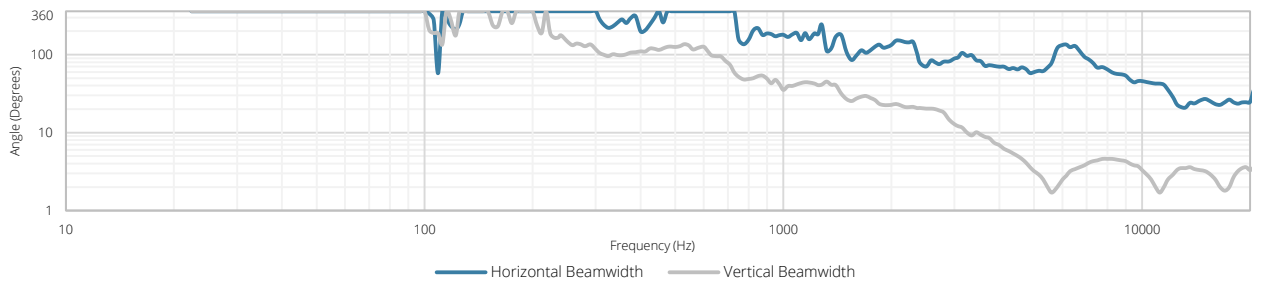
Vertical Polars:



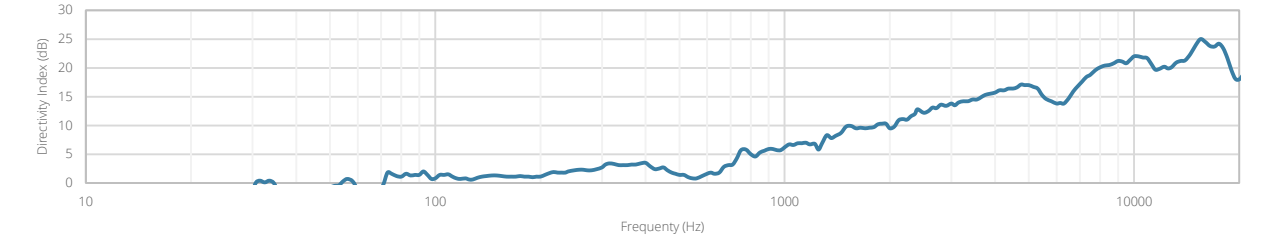
Sensitivity:

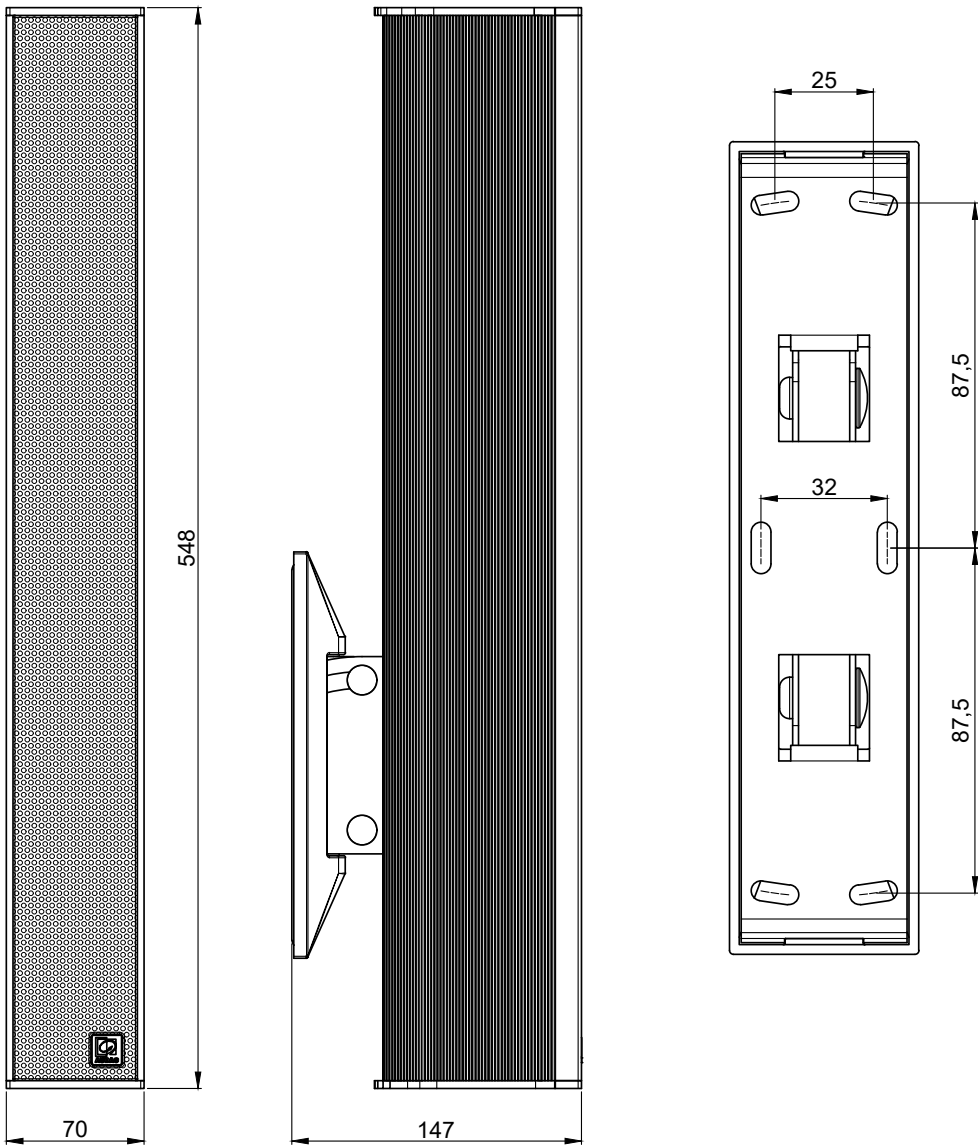


Beamwidth (-3dB):



Directivity index:





KYRA6		Product description: DESIGN COLUMN SPEAKER 60W - 70V/100V & 12 OHM	
Weight: 2,26 kg		Outer dimensions: (w x h x d) 70 x 548 x 147	Unit height: N/A