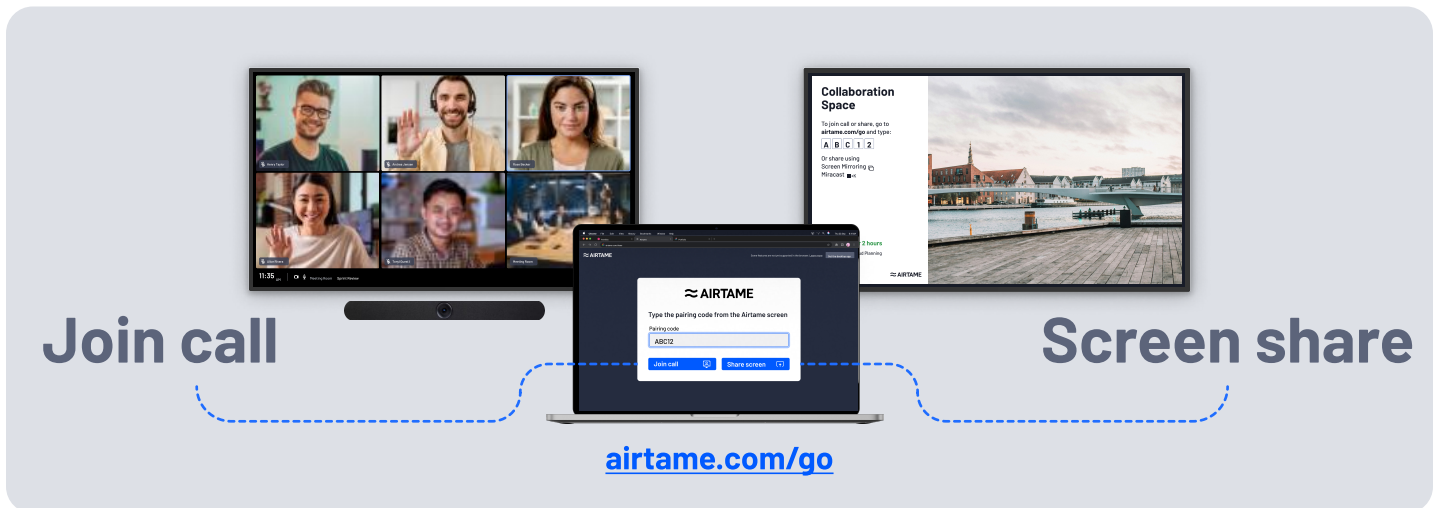






Use Airtame directly from your favorite browser no apps required



With Airtame, you can share your screen directly from your web browser. This innovative feature allows you to start screen sharing sessions or join video conference meetings without the need to download or install any apps. It's perfect for visiting guests or users who have restrictions on installing software on their laptops.

Benefits

- ✓ **Quick Setup:** Share your screen or join a meeting in seconds without any downloads or installations.
- ✓ **Guest-Friendly:** Ideal for visitors or users with restrictions on installing apps, ensuring seamless collaboration.
- ✓ **Cross-Browser Support:** Compatible with popular browsers like Google Chrome, Microsoft Edge, Brave, Opera, Firefox, Safari, and more.

-  **Open Your Browser**
Launch your favorite browser like Google Chrome, Microsoft Edge, Brave, Opera, Firefox, or Safari.
-  **Open Airtame in your browser**
Navigate to airtame.com/go
- ✓ **Enter the Pairing Code**
Type in the pairing code shown on the Airtame screen (e.g., EZ123).
-  **Choose Your Action**
Select either "Share screen" to start screen sharing or "Join call" to join a video conference meeting.
-  **Start Collaborating**
Begin your screen sharing session or video call effortlessly.

Learn how Airtame's [wireless screen sharing](#) and [video conferencing](#) can transform your presentations and meetings.

This feature is currently not supported on mobile devices.